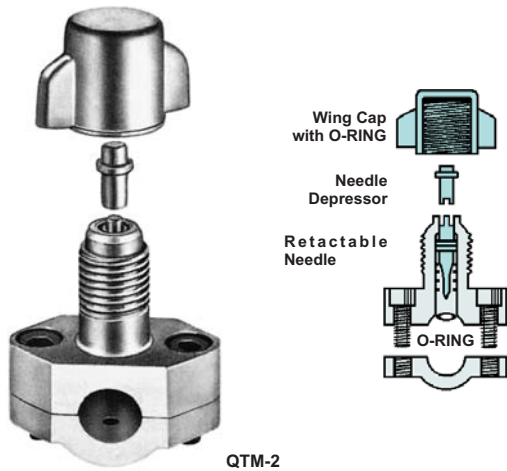


### IN LINE PIERCING VALVES - 1/4" Male SAE FLARE

Only one connection for piercing and servicing. Sealed with refrigerant resistant O-rings. Needle automatically back seats after servicing, leaving line free of restriction.

- Connect to tubing with 2 socket-head screws. (Hex wrench is included with each valve);
- Needle depressor is inserted into head of needle;
- Wing cap is turned down easily by hand until line is pierced;
- Wing cap is removed and system may be serviced with any charging hose with built-in depressor;
- When hose is removed, spring loaded needle back-seats forming a leak proof seal;
- Needle depressor is discarded and wing cap forms extra precautionary seal.




QTM-2

Model	Description
QTM-1	In line piercing valve 1/4" Male SAE Flare with valve core & wing cap for Ø 1/4", 5/16" (8 mm.) and 5/8" O.D. tubing
QTM-2	Ø 1/2" and 5/8" O.D. tubing.
QTM-3	Ø 3/16" and 1/4" O.D. tubing.

### "Super-Tap" IN LINE PIERCING VALVES- 1/4" MALE SAE FLARE

- Clamps onto a 1/2", 5/8" O.D. tube to provide a port for faster servicing;
- A special needle provides a hole that gives three times the flow of a conventional line tap valve-which means refrigerant can be recovered three times as fast.




QTS-2

Model	Description
QTS-2	Super-Tap. In Line Piercing valve 1/4" Male SAE Flare with cap for Ø 1/2" and 5/8" O.D. tubing.

### "Quik-Tap" IN LINE PIERCING VALVES - 1/4" MALE SAE with VALVE CORE

- Features a valve core in the 1/4" male port. Pierce the line and back seat the needle. Flow starts when depressor type charging hose is connected. Flow shuts off automatically when hose is removed. If valve core is not desired, it may be removed.
- Connect hose, pierce line and back seat needle.
- This method offers full unrestricted flow. Valve core can be removed or changed at any time without loss of refrigerant if needle is front seated.




QT-2

Model	Description
QT-2	"Quik-Tap" In line piercing valve 1/4" Male SAE Flare with valve core and cap for Ø 1/2" and 5/8" O.D. tubing .

### "Quik-Tap-2" IN LINE PIERCING VALVE with HANDLE - 1/4" MALE SAE con Valve Core

Identical to Quik-Tap except that a nylon handle replaces the hex wrench.

- Head screws are used.

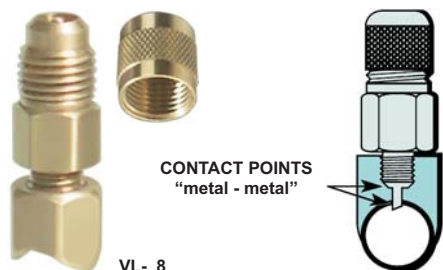


QTH-1

Model	Description
QTH-1	"Quik-Tap-2" In line piercing valve 1/4" Male SAE Flare with handle, valve core and cap for Ø 1/4", 5/16" (8 mm.) and 3/8" O.D. tubing.
QTH-2	Ø 1/2" and 5/8" O.D. tubing.

### BRASS SOLDER TYPE PIERCING VALVES - 1/4" Male SAE with Valve Core and Cap

- Easy to install, for permanent access fitting to a system;
- Brass valve body can be removed and replaced;
- "U" brass to copper brazing. To use with Silver brazing alloy rod Model SBAF-30 or SBAF-40.
- Brass Cap included.



Model	Description
VL- 4	Brass Solder Piercing Valve 1/4" Male SAE Flare with Valve Core and cap for Ø 1/4" O.D. tubing.
VL- 5	Ø 5/16" O.D. tubing.
VL- 6	Ø 3/8" O.D. tubing.
VL- 8	Ø 1/2" O.D. tubing.
VL-10	Ø 5/8" O.D. tubing.
VL-12	Ø 3/4" O.D. tubing.
VL-14	Ø 7/8" O.D. tubing.
VL-18	Ø 1-1/8" O.D. tubing.

### COPPER SOLDER TYPE PIERCING VALVES - 1/4" Male SAE with Valve Core and Hex Cap

- Easy to install, for permanent access fitting to a system;
- Steel piercing needle with Teflon Ring and Valve Core penetrates line in one operation;
- "U" copper to copper brazing. To use with Phosphorus brazing alloy rod Model CPA- 5.



Model	Description
VLC- 4	Copper Solder Piercing Valve 1/4" Male SAE Flare with valve core and hex cap for 1/4" O.D. tubing.
VLC- 5	Ø 5/16" O.D. tubing.
VLC- 6	Ø 3/8" O.D. tubing.
VLC- 8	Ø 1/2" O.D. tubing.
VLC-10	Ø 5/8" O.D. tubing.
VLC-12	Ø 3/4" O.D. tubing.
VLC-14	Ø 7/8" O.D. tubing.
VLC-18	Ø 1-1/8" O.D. tubing.
<b>Spare Parts</b>	
VLC-25	Teflon Ring

### GOLD SEAL™ LINE TAP VALVES

A quick, safe and inexpensive clamp-on tapping valve for charging, discharging and testing a line. Used to provide access fitting without having to remove refrigerant in the systems under pressure. Flow control is accomplished by using an CV GOLD SEAL™ Swivel Control Valves.

- For permanent installation in any position;
- For alluminum and copper tubing;
- Long lasting alluminum body and cap;
- Retracting needle ensures no use restriction;
- Leakage proof;
- Seals at 3 different points;
- Connect to tubing with 2 socket-head screws and a hex wrench (included).



Model	Description
LT- 3G	GOLD SEAL™ Line Tap Valve for Ø 3/16" O.D. tubing.
LT- 4G	Ø 1/4" O.D. tubing.
LT- 5G	Ø 5/16" O.D. tubing.
LT- 6G	Ø 3/8" O.D. tubing.
LT- 8G	Ø 1/2" O.D. tubing.
LT-10G	Ø 5/8" O.D. tubing.
<b>Spare Parts</b>	
LT- 1G	Neoprene Gasket for LT body Valve.

### GOLD SEAL™ SWIVEL CONTROL VALVES

For use with LT GOLD SEAL™ series, the control valve swivels to any position and can be removed and reused. No wrenches are needed.

- Steel body. Swivel steel nut with neoprene gasket.



Model	Description
CV- 1G	GOLD SEAL™ Swivel Control Valve (1) x 1/4" Male SAE.
CV- 2G	GOLD SEAL™ Swivel Control Valve (2) x 1/4" Male SAE.
CV- 3G	GOLD SEAL™ De Luxe Swivel Control Valve with Threaded Stem (1) x 1/4" Male SAE.
<b>Spare Parts</b>	
CV-32G	Neoprene Gasket.